

12" Heavy Duty Manual Slicer

Standard Features

- 12" special alloy knife (Rasspe®, high quality brand made in Italy), longer lasting and easier to sharpen
- 1/2 HP powerful knife motor with permanently lubricated ball bearings, overload protection
- Aluminum alloy one-piece base with stain resistant and easy clean anodized finish
- Top mounted metal knife sharpener with two stones for a razor sharp cutting edge
- High quality metal index knob control gets 0 to 9/16" (14mm) precision slice thickness adjustment
- Permanent ring guard protects entire non-slicing portion of the knife, with removable cover and deflector
- Knife cover interlock prevents slicer from operating without knife cover in place
- Sealed splash zones for added sanitation and seamless edges and radius corners
- Large square food receiving plate
- Big carriage angle 42°, full gravity feed food chute
- Power switch secures no voltage release preventing inadvertent reactivation of slicer in the event of power or interlock interruption
- High quality aluminum base, food chute and feet

MODELS:

PPSL-12HD

PPSL-12HD FRONT VIEW



PPSL-12HD ANGLE



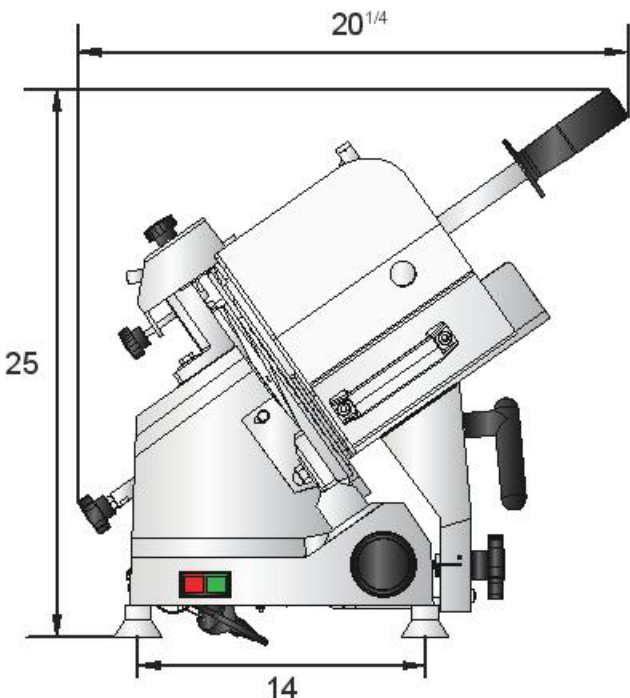
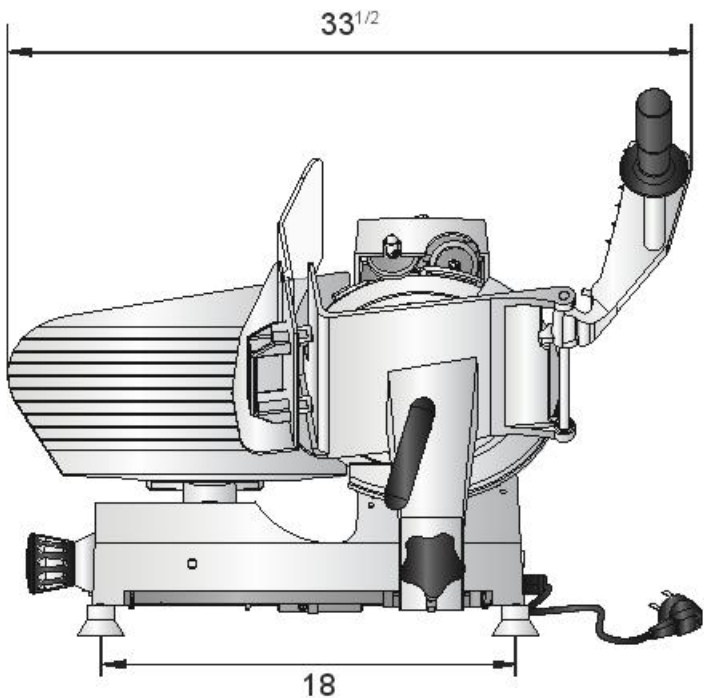
1 YEAR PARTS AND LABOR WARRANTY (US ONLY)




SPECIFICATIONS

Model	HP	Watts(W)	Voltage (V/Hz/Ph)	Amps(A)	Drive Type	Exterior Dimensions (inch)	Net Weight (lbs)	Gross Weight (lbs)
PPSL-12HD	1/2	370	110/60/1	3.4	Belt driven	33 ^{1/2} ×20 ^{1/4} ×25	77	86

PLAN VIEW



Sealed splash



Indicator light



Metal index knob

